
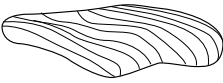
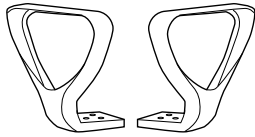
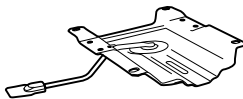



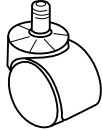
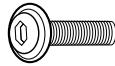
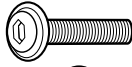
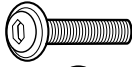


Instructivo de armado Sillón Semi-Ejecutivo Beretta/ Buller Negro

Respaldo (1 pza) 	Asiento (1 pza) 	Brazo (2 pzas, Izq. y der.) 
Mecanismo Fijo (1 pza) 	Pistón Ejecutivo (1 pza) 	Cubre Pistón (1 pza) 
Base Polipropileno (1 pza) 	Rodaja (5 pzas) 	Tornillo 3/16" x 20 mm (4 pzas)  (A)
Tornillo 3/16" x 25 mm (6 pzas)  (B)	Tornillo 3/16" x 45 mm (4 pzas)  (C)	Llave Ale 3/16" (1 pza) 