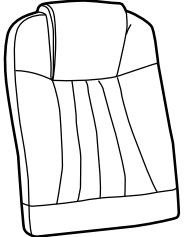

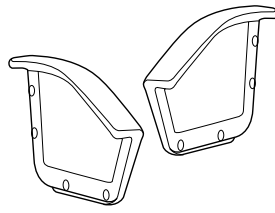
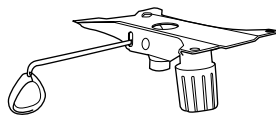


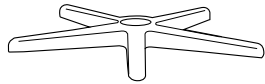
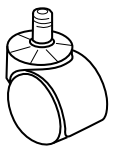
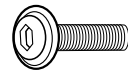
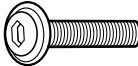



Instructivo de Armado Sillón Ejecutivo Pablo/Piero Alto Sillas ADS

www.sillasads.mx

Respaldo (1 pza) 	Asiento (1 pza) 	Brazo (2 pzas, lqz. y der.) 
Mecanismo Ejecutivo (1 pza) 	Pistón Ejecutivo (1 pza) 	Cubre Pistón (1 pza) 
Base Polipropileno (1 pza) 	Rodaja (5 pzas) 	Tornillo 6m x 20 mm (4 pzas)  A
Tornillo 6m x 25mm (8 pzs)  B	Llave Allen 3/16" (1 pza) 	Tapón cubre-tornillo (8 pzas) 